

# City of St. John's



Annual Report 2004

## St. John's by Numbers

<b>Economic Indicators St. John's Metro, 2004</b>		
<b>Indicator</b>	<b>Value</b>	<b>% Change 2003 - 2004</b>
Real GDP (1997\$ M)	7,360	0.7
Personal Income (\$M)	5,380	2.9
Retail Trade (\$M)	2,280	0.4
Housing Starts	1,834	14.3
CPI (1997=100)	113.6	1.8
Employment	90,100	-0.7
Unemployment Rate	8.9%	-0.9 pts
Labour Force Participation Rate	66.1%	-1.8 pts
Population	179,932	0.7

Source: Statistics Canada, CMHC, Department of Finance

© City of St. John's  
December 2005

Design, layout and printing by  
Print Three  
Suite 330, 100 New Gower Street  
St. John's, NL A1C 6K3



City of St. John's  
City Hall  
P.O. Box 908  
St. John's, NL Canada  
A1C 5M2

## Message from the Mayor

On behalf of City Council, I am pleased to present the City of St. John's 2004 Annual Report detailing the work of our municipal government over the past year. This publication is part of the City's continuing efforts to keep citizens informed about public service delivery.

After several years of rapid expansion, economic growth in the St. John's metro area slowed in 2004 to approximately 0.7%. However, residential construction activity continued to outperform expectations with housing starts up by 14.3%. Capital investment remained strong with a total of 4,414 building permits issued by the City totaling over \$233 million.

The City administered its annual operating and capital budget of nearly \$138 million in 2004 and continued its pay-as-you-go policy for capital works financing. This approach effectively reduces the City's overall debt-servicing charges, because it restricts the City's borrowing to those projects that have at least 50% of the costs funded by provincial or federal governments.

Ensuring adequate and safe drinking water is a high priority for the City. In 2004 the Engineering Department undertook the

upgrading and construction of new water treatment facilities at Bay Bulls Big Pond and Windsor Lake. Substantial work was completed on these two facilities to improve the quantity and quality of drinking water delivered to citizens.

In 2004, the Department of Economic Development, Tourism & Culture moved to a renovated historic building, located in the heart of downtown at 348 Water Street. The new building provides the Department with a highly visible, street-level location from which the City delivers business and tourism information services.

I would like to take this opportunity to thank the more than 1,100 dedicated and hard-working municipal employees for their continued diligence in delivering excellent service to the citizens of St. John's. Working together we will continue our efforts to improve the quality of life for all citizens.

A handwritten signature in blue ink that reads "Andy Wells". The signature is stylized and cursive.

Andy Wells  
Mayor

---

## Meeting the Needs of our Citizens: One Stop City Services

The City of St. John's continued with its citizen-focused service delivery by implementing the third component of the three-component Citizen Service Strategy, "Access St. John's - One Stop City Service" in early 2004. The third component, the Citizen Service Centre, is comprised of an one-stop, walk-in service centre where citizens can avail of the City's programs or services, Monday to Friday, 8:30 am to 5:00 pm. The Centre is located on the first floor of City Hall and has four business areas:

- Payments and Inquires Counter
- Contractor Counter
- Reception and Inquiries Counter
- Consulting Rooms

Every financial transaction for the City takes place at the front counter of the Citizen Service Centre, as well as processing of tax payments, and general and property inquiries. In 2004 front counter staff processed 9,393 inquiries.

In addition, Access St. John's continued with the other components of the Citizen Service Strategy, its website ([www.stjohns.ca](http://www.stjohns.ca)) and call centre (754-CITY). In 2004, Access St. John's handled over 177,000 citizen requests, on average 486 per day.



---

### Measuring our Performance

Since 2003 the City of St. John's has been participating in the International Country Managers Association (ICMA) - Comparative Performance Measurement Program. This program is dedicated to helping local governments measure, compare, and improve municipal service delivery. ICMA's Comparative Performance Measurement Program currently assists approximately 130 cities and counties in the United States and Canada with the collection, analysis, and application of performance information.

---

## Keeping City Buildings in Shape

Among its responsibilities the Department of Building and Property Management operates, maintains, and makes capital improvements to city buildings, fire stations and non-profit housing which includes 77 buildings, 7 fire stations and 424 housing units.

In 2004, the Department's budget for maintenance and operation totaled \$5.8 million. Six thousand work orders were completed with a value of \$1 million.

The Department administrated about \$5 million dollars worth of capital works in 2004. The projects included the completion of the new Central Fire Station, initial work on the Animal Care and Adoption Centre, renovations at City Hall and the Annex, the Municipal Depot upgrade and the planning and design of the Anna Templeton Building renovations.

The Department's maintenance mandate also includes environmental programming. In 2004, programs were continued for asbestos abatement, underground fuel tank removal, paper recycling and air quality monitoring. The energy retrofit project, started in 1996, continues to result in annual savings of \$490,000.



---

### Ilhavo Park

Historically a haven for fishers, St. John's has a new attraction to commemorate the relationship forged with Ilhavo, a fishing community on the Atlantic Coast of Portugal. In July 2004, the City of St. John's newest public space, Ilhavo Park, was officially opened. The sails immediately draw attention to the park which includes a number of original hand painted tiles from Portugal depicting fishing scenes.

Located on Plymouth Road, Ilhavo Park builds upon a Friendship Agreement signed in 1998 between St. John's and Ilhavo to further promote an exchange of knowledge about the cities respective cultures, history and geography.



## Enhancing Drinking Water Quality

Ensuring adequate and safe drinking water is a high priority for the City and there has been an allocation of significant funds in recent capital budgets to ensure this occurs. The Department of Engineering has undertaken the upgrading and construction of new drinking water treatment facilities at Bay Bulls Big Pond and Windsor Lake. Substantial work was completed on these two facilities in 2004 to improve the quantity and quality of drinking water delivered to citizens.

The Bay Bulls Big Pond Water Treatment Plant was constructed in the early 1970's. In 2002 the City embarked on a \$35 million improvement program. With the expenditure of over \$5 million in 2004 the City has spent \$8.5 million towards the retrofitting of this facility. These improvements will result in operational efficiencies, allow the facility to better address any raw water quality issues that may arise in the future and improve the drinking water quality.

In 2004 work commenced on the physical construction of the new \$31 million water filtration plant for Windsor Lake. This new facility will provide a multi barrier approach to the treatment of water for the residents of St. John's. The plant will improve the treatment process by adding prechlorination, filtration by primary and secondary membranes, UV disinfection

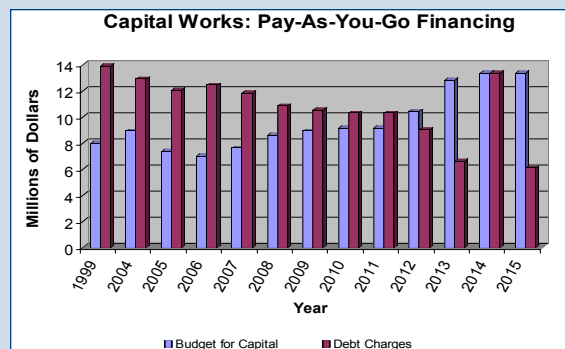


and post chlorination. In addition to improving the quality of water produced, the City will be able to recover more than 98% of the water processed. Commissioning of this new facility will be in the spring of 2006.

The City also committed in 2004 the expenditure of \$20 million to construct a new water treatment plant for the Petty Harbour Long Pond Supply System. Staff are actively involved in the planning and design of this new facility. With the construction of this plant the City will be able to provide a very high standard of drinking water from this source. The completion of this facility is expected in 2007.

### Capital Works: Pay-as-You-Go Financing

The City of St. John's has adopted a "pay-as-you-go" approach to capital works financing. The result has been a reduction in debt servicing charges and an increase in capital expenditures. In 1990, the City spent 21 cents of every dollar on debt financing. In 2004, less than 10 cents was paid towards debt servicing.



---


## Protecting our Heritage Areas, Public Views and Wetlands

During 2004, City Council adopted the PHB Group Inc. report *St. John's Heritage Areas, Heritage Buildings and Public Views*. As a result of the recommendations of the report, the boundaries of the City's Heritage Areas were officially expanded. Proposed detailed criteria for construction issues such as roof design, window types, porches, etc. have been provided for each Heritage Area and will be incorporated in an updated Heritage Area By-law.

The Battery area of the City was identified as an area that requires special attention because of its unique character. A separate study, *The Battery Development Guideline Study*, was completed which sets out detailed recommendations for protection of public and private views in the Battery area. City Council directed staff to prepare any applicable amendments to the City's Municipal Plan and Development Regulations to implement the recommendations of the report.

Zoning for the Southwest Development Area was adopted in 2004 and major commercial develop-

ment and significant residential development started in the area, including the construction and opening of Walmart. The planning for the Southwest Development Area was undertaken to ensure protection for the wetlands and waterways located between Kenmount and Thorburn Roads. A major portion of the area is zoned to protect these waterways and wetlands and to establish protective buffers around them.



---

### Lundrigan's Marsh

The Nature Conservancy of Canada and Duck's Unlimited, through an Implementation Agreement with the City of St. John's, entrusted the care and preservation of 25 acres of marshland to the City of St. John's in 2004. Lundrigan's Marsh is located in the east end of the City between Robin Hood Bay Road and Logy Bay Road. It filters water that flows into the Virginia River System and Quidi Vidi Lake.

Lundrigan's Marsh is designated as a significant wetland under the St. John's Municipal Plan and is zoned Open Space Reserve. The City supported the Conservation Corps of Newfoundland and Labrador through hiring a Green Team to work at the Marsh. A new viewing area and information signage was built by the City with design advice provided by the Grand Concourse Authority. Lundrigan's Marsh is a great place for bird watching, especially from the new lookout!



---

## Protecting our Citizens: Regional Fire Services

The St. John's Regional Fire Department (SJRFD) is responsible for providing the St. John's metro area with an acceptable level of fire and emergency protection in the most economical manner. Services provided to the public include, but are not limited to:

- fire suppression
- fire prevention
- vehicle and medical response
- hazardous materials response
- high angle and confined space rescue
- water surface rescue, and
- helicopter rescue.



In 2004, the SJRFD responded to 4,275 emergencies and alarms and allocated a total budget of \$16.5 million.

In 2004, the Department closed the doors on the Old Central Fire Station and opened a new Central Station in Fort Townshend.



---

### 911 Communication Centre

The SJRFD is responsible for the operation of the 911 Communication Centre which handles all incoming 911 calls for the North East Avalon Peninsula. The Communication Centre is staffed 24 hours per day, 365 days per year by civilian dispatchers who directly dispatch all calls for fire related services. All other calls are handed off to the appropriate agency (police, ambulance, poison control, etc.) for response. In the latter cases, the dispatcher will stay on the line until the call is handed over to the responding agency, after which the phone connection is severed. The Dispatchers answer approximately 24,000 calls per year either for an emergency or for general public assistance.





## Delivering Municipal Services: Public Works and Parks

The City of St. John's is committed to providing public works and parks services as economically and efficiently as possible to its citizens.

Employees of the Department of Public Works & Parks, from their base in the St. John's Municipal Depot, provided a diverse range of services in 2004. They maintained 1,220 lane-kilometres of asphalt, traffic signs, and lights and cleared city streets of snow and ice (workers spread 27,330 tonnes of salt and 1,493 tonnes of sand to control street icing). A total of 487 kilometres of water mains and 741 kilometres of sanitary and storm sewer mains were attended. In addition, 1,340 sewer lateral blockages were cleared, 114 sewer laterals were completed, and there were 112 water lateral excavations. Eighty water main breaks were repaired and 194 blocked sewer mains were flushed.

Parks staff maintained 40 parks, 3060 hectares of open space, 87 playgrounds, 45 sports fields and 29 basketball and tennis facilities as well as managed 112 kilometres of trails and attended to more than 35,000 mature trees. In 2004 the Grand Concourse Authority took over maintenance of the Grand Concourse trails within the City.

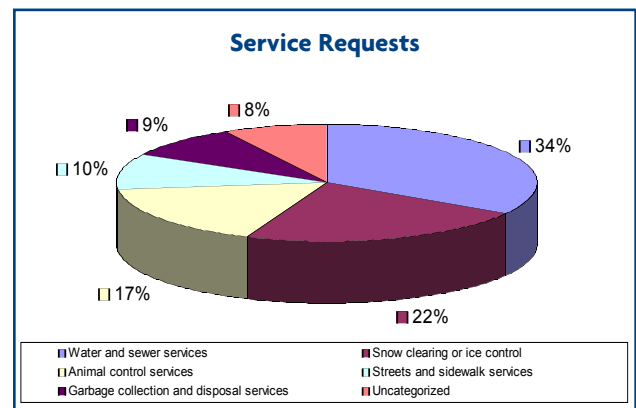
In addition:

- Department workers managed the Robin Hood Bay landfill as a regional facility for the

Northeast Avalon and Conception Bay North and collected 28,089 tonnes of garbage from 33,635 units.

- A fleet of over 400 City vehicles was maintained.
- Humane service officers attended to the needs of lost, abandoned or injured animals and the Animal Control Division aided in the adoption of 249 animals in 2004.

To evaluate the performance of the Department, 286 questionnaires were sent to a random sampling of people who received a direct service and of those, 155 people (45.8%) replied. The Department was extremely pleased with the high satisfaction ratings.



### Summary of Service Evaluation Results

Item (Maximum rating = 3.0)	2004			
	Jan to Mar	Apr to June	July to Sept	Oct to Dec
<b>Switchboard Operator:</b>				
Promptness	2.9	2.7	2.7	2.7
Attitude	2.8	2.8	2.8	2.7
Understanding of Problem	2.9	2.8	2.8	2.7
<b>On-site Supervisor:</b>				
Attitude	2.9	2.7	2.9	2.8
Kept Informed of Progress	2.8	2.6	2.9	2.6
<b>Work Crew</b>				
Attitude	2.9	2.7	2.9	2.8
Efficiency	2.8	2.6	2.9	2.8
<b>General</b>				
Work Completed in a Timely Manner	2.8	2.7	2.9	2.8
Overall Rating of Service	2.9	2.7	2.9	2.8

---

## Promoting a Healthy Community: Recreation and Leisure

The City of St. John's promotes active, healthy living for all citizens. The Department of Recreation offers a variety of fitness, social and recreation programs.

In 2004, a team of enthusiastic staff and volunteers offered a variety of special events. Events are generally centered around seasonal or holiday themes and include interactive fun for the entire family. The core events in 2004 were the Aliant Winterlude Family Fun Day, the annual tree lighting ceremony, and the celebration of National Child Day.

The Community Development Division worked on 300 initiatives with approximately 175 community groups from various sectors including: neighbourhoods, youth, seniors, health care, recreation, sport and corporations/businesses. In addition, the Department of Recreation assumed responsibility for the facility and program operations of the Kilbride Lion's Community Centre in 2004. A full-time field-worker was hired to coordinate year-round programming for the facility.

During the year, there was an increase in the number and diversity of outdoor programs offered to the public, particularly to the adult sector. New programs for 2004 include: hiking, birdwatching, and archery.

### Highlights:


- 755 participants were placed in the R.E.A.L. program, an initiative to provide financial assistance to children and youth, who due to their financial circumstances, are unable to participate in registered recreation activities.
- Bowring Park and Bannerman Park outdoor pools saw 38,875 visits from the citizens of St. John's and surrounding areas. Revenue increased to \$40,216 in 2004 compared to \$35,581 in 2003.
- The H.G.R. Mews Community Centre and the Wedgewood Park Recreation Centre facilities recorded over 89,200 visits.
- The St. John's Recreation Centre, Buckmaster Circle recorded 21,579 visitors, an increase of 11.5 % over 2003.

---

### Youth Drop-In Program

The Department of Recreation was proud to offer a free recreational drop-in program for youth aged 12 - 18. This program provided a safe, supervised environment in which youth socialize and have fun. Weekly activities were determined with youth involvement and physical activities and various leisure pursuits were incorporated into the program (ie., ball hockey, cooking, games).

This program was offered in two hour blocks, in three locations during the summer of 2004: Monday nights at Shea Heights; Tuesday nights at the H.G.R. Mews Community Centre; and Thursday night at the Youth Services Site - Carter's Hill Place.



## The Advancing Economy

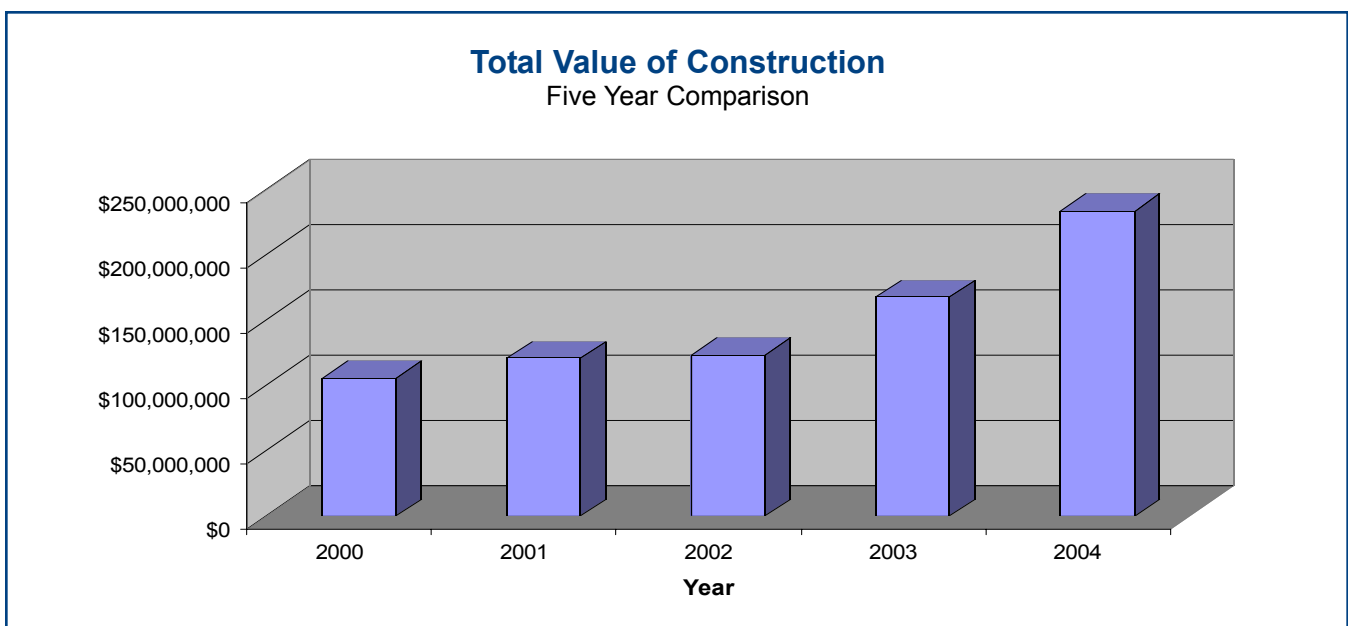
Through the Department of Economic Development, Tourism, and Culture the City works with partners in industry and government to promote and advance St. John's as a choice location to visit, do business and explore culture.

The oil and gas sector continued to fuel the economy in 2004. With assistance from ACOA, the Canadian Association of Petroleum Producers, and the Newfoundland and Labrador Statistics Agency, the City completed a local economic impact study of the offshore oil and gas industry. This was the first time a study of this nature had been undertaken, and the results reinforced that this industry is having a significant impact on the local economy. As expected, the industry had a large impact on companies directly involved in the sector, as well as companies providing services indirectly to the oil sector. The study also provided data related to employment, research and development, and revenues. An Executive Summary of the study is available on the City of St. John's website. ([www.stjohns.ca/business/pdfs/oilandgasimpactstudy.pdf](http://www.stjohns.ca/business/pdfs/oilandgasimpactstudy.pdf))

The City of St. John's approved 166 new businesses in 2004. The number of business occupancies recorded by the City reached 3,701, of which 355 were classified as home-based businesses and 592 were located in the downtown.

Capital investment remained strong throughout 2004 with a total of 4,414 building permits issued by the City totaling over \$233 million. Some of the major construction projects undertaken in the City included:

Major Projects 2004	≥ \$2 (millions)
Avalon Mall, Food Court	3.16
Canadian Tire, Kelsey Drive	4.37
Condomiums, Linden Place	3.50
Delta Hotel, New Gower Street	9.58
Harbour View Inn, Water Street	4.20
Home Depot, Kelsey Drive	8.50
Inco Innovation Centre, Elizabeth Ave.	9.50
Dominion, Blackmarsh Road	7.50
Seniors home, Portugal Cove Road	3.50
Super 8 Motel, Higgins Line	2.00
Walmart, Kelsey Drive	5.13



---

## The Growing Tourism Sector

The tourism industry continued to be one of the top economic generators for the City in 2004. St. John's was host to 1,218,500 visitors, 369,500 of whom were from out of province, an increase of 7.9% over last year. Out of province visitors spent an estimated \$155 million in the city, up 13.4% over the \$137.3 million spent during the previous year.



### Highlights:

The City played host to a number of successful events in 2004, some of the more high profile included:

- East Coast Music Awards with over 1,500 participants.
- Targa Newfoundland 3<sup>rd</sup> year.
- 2<sup>nd</sup> annual Doors Open program, an overwhelming success.
- largest ever Atlantic Canada Showcase in October.
- largest ever cruise ship visit by the *Grand Princess* bringing 3,700 visitors in September.
- record number of home porting cruise ships with 10 vessels utilizing St. John's as a turn around port during the season.

---

### On the Move

The Department of Economic Development, Tourism, and Culture relocated to a three-story heritage building in the heart of the downtown core at 348 Water Street. The renovated building, a partnership with a private developer, provides a highly visible, street-level location and enhances the Department's ability to deliver services to the public.

Located on the ground floor, the Department's Business Information Centre provides advice on operating a business in St. John's and offers information relevant to business planning and expansion. Affiliated with the Canadian Centre for Energy, the office also houses a collection of scale models and information on the offshore energy industry.

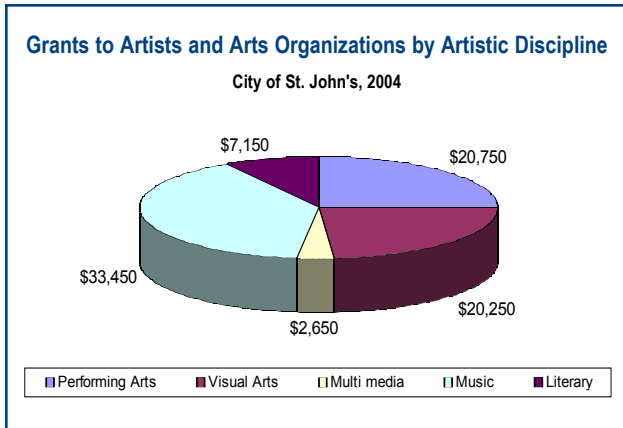
After years of seasonal service from the old railcar on Harbour Drive, visitor information is now delivered from the new storefront year-round Visitor Information Centre. With lots of bright display space coupled with its high visible location, the Centre has been providing an enhanced level of service to St. John's visitors since its opening in May.



## Cultivating a Creative City

### Grants to Artists

City Council approved a total of \$84,250 in direct grants to the arts community in 2004.




### City as Canvas Program

Murals are being painted on retaining walls throughout the City as a way to celebrate our heritage, engage the public with art, and invest in our local arts community. In 2004, the mural project The Golden Pheasant was completed on the west wall of the East End Club, located on the corner of Water Street and St. John's Lane. Many remember the Golden Pheasant Tea ad that was on this wall in the early 1950's.

### Twinning Lines

This photographic exhibit of black and white portraits by Sheilagh O'Leary was the first of the City's cultural projects to celebrate the twinning of St. John's and Waterford, Ireland in 2002. The 22 photographs were presented at Garter Lane in Waterford on November 4, 2004. The portraits will become part of the City of St. John's permanent art collection.



### Concerts in the Courtyard

In July 2004, the City of St. John's, in collaboration with Memorial University's School of Music, launched a free lunchtime concert series. The first concert featuring the MUN Brass Quintet took place at Harbourside Park. The two remaining concerts were held at City Hall Courtyard and featured the groups Cabernet and the Scruncheons. The Summer Concert Series came about as one of the ideas suggested by the City and Arts Symposium, held previously, to engage the public with art. The concerts were well attended and enjoyed by residents and visitors.



---

## Our Commitment to Our Employees

In 2004, 215 service pins were presented to City staff who had between five and 35 years of service. In addition, nine retiring employees were recognized by the City in 2004.

### Employee Training and Development

The City is recognized as a leader in workplace education and its training programs are integral to identifying and incorporating best practices into all City operations. Internal and external resources are used to deliver quality training for City employees. The management, staff and council at the City of St. John's recognize employee training and development as a factor in increasing productivity, and enhancing the quality of service delivered to its citizens.

In 2004:

- Financial assistance was given to 25 employees from all areas of the organization to attend courses at universities and or colleges on the employee's own time.
- Eighty-eight internal training sessions were held with 1,196 staff participating including a new training program that was launched for Parking Enforcement Officers.
- Approximately 119 external training sessions were provided for 378 staff on such topics as computer technology, management development, property law, and business writing.

---

### Outstanding Service Award

The first presentation of the Outstanding Service Award was made in 2004. Two employees were selected for the award.



**Joe Murrins** started with the City in 1985 and is currently working as a Janitor at City Hall. Joe always has a pleasant smile, a happy good morning, and is often there to go above and beyond the call of duty. His work ethic, attention to detail and his obvious enjoyment in his work are an example to all City employees.



**Janine Halliday** came to the City in 1994 and is currently the manager of the Citizen Service Centre. Janine did outstanding work in setting up the new Centre. She is highly thought of by her staff, friendly and dedicated to the success of the Citizen Service Centre.

---

## Report from the City Treasurer

To the Citizens of St. John's:

I am pleased to present the Consolidated Financial Statements of the City of St. John's for the year ended December 31, 2004.

The total consolidated revenues for the year amounted to \$154,036,494 while consolidated operating expenditures amounted to \$154,273,830 for an operating deficit of \$237,336 compared to a consolidated budgeted deficit of \$147,530. This difference of \$89,806 represents a variance of approximately 0.06% on budgeted revenues. In addition to the operating expenditures, the financial statements show a further \$11,256,533 in expenses that are based on actuarially determined accruals for employee future non-pension and pension benefits. While these are not current expenditures, they are a current recognition of expenditures that will be made in future to provide health, pension and other benefits to retirees. Generally accepted accounting principles require that these costs be recognized and recorded while employees are still at work.

The City's major sources of revenue in 2004 included various taxes, which provided 68.5% of consolidated City revenue, an increase of 2.3% over 2003, the Provincial share of debt service cost on cost-shared projects (5.0% of revenue) and the Municipal Operating Grant from the Province which contributed 3.0%. Operating revenues from the St. John's Transportation Commission contributed 3.3% of gross consolidated revenues while St. John's Sports & Entertainment Ltd., which operates Mile One Stadium and the St. John's Convention Centre, contributed a further 4.8%. Overall, revenues were up by 4.9% over 2003 while expenditures were up by 6.1%. The major increases were attributable to tax revenues which increased by 9.7% compared to 2003. This increase is primarily a result of new development.

Major expenditures in 2004 included debt service, net of the Provincial share, at 8.4% of total consolidated operating expenditures, fire protection at 8.6%, snow clearing at 6.5% and the supply of water at 6.8%. The operations of the St. John's Transportation Commission comprised 6.9% of operating expenditures and the operations of St. John's Sports & Entertainment Ltd. a further 6.0%.

Capital Expenditures in 2004 amounted to a total of approximately \$42,171,000. Major projects included the Harbour Clean-Up Project at \$11.5 million, streets rehabilitation and water works, including the new Windsor Lake filtration plant which incurred expenditures of \$5.9 million in 2004, upgrading at Bay Bulls Big Pond, as well as replacement and upgrading of water lines. Funding for these capital projects was provided by allocations from revenue and reserves (approximately \$18.2 million) and borrowing on cost-shared programs with the Federal and Provincial governments, including the Harbour Clean-Up Program and the Provincial 2002-2004 Multi-Year Capital Works Program.

As in 2003, one item that had a major impact on our financial statements, but not on our financial position, is the new accounting requirement that we record, on a retroactive basis, the cost of providing benefits such as life insurance and health care to current employees after they retire. In other words, we have to recognize now, on an estimated basis, a portion of a cost which will be incurred many years from now. This requirement has created a liability of \$39,733,538 on our balance sheet along with a similar offsetting deficit amount. There is no requirement that the City fund these amounts so there is no impact on our current financial position. The annual increase in this liability in both 2003 and 2004 included substantial amounts relating to recognition of past service costs. Future years will show a much smaller accrual on a year by year basis. Comments included in Notes 1 and 2 outline the requirements.

This annual report includes the Auditor's Report on the Consolidated Financial Statement and, as in past years, provides a clean opinion on the statements.



Robert G. Bishop, C.A.  
Director of Finance and City Treasurer



Deloitte & Touche LLP  
10 Factory Lane  
Fort William Building  
St. John's NL A1C 6H5  
Canada

Tel: (709) 576-8480  
Fax: (709) 576-8460  
[www.deloitte.ca](http://www.deloitte.ca)

## Auditors' Report

To His Worship the Mayor and Councillors,  
City of St. John's

We have audited the consolidated statement of financial position of the City of St. John's as at December 31, 2004 and the consolidated statements of operations and deficit and cash flows for the year then ended. These financial statements are the responsibility of the City's management. Our responsibility is to express an opinion on these financial statements based on our audit.

We conducted our audit in accordance with Canadian generally accepted auditing standards. Those standards require that we plan and perform an audit to obtain reasonable assurance whether the financial statements are free of material misstatement. An audit includes examining, on a test basis, evidence supporting the amounts and disclosures in the financial statements. An audit also includes assessing the accounting principles used and significant estimates made by management, as well as evaluating the overall financial statement presentation.

In our opinion, these consolidated financial statements present fairly, in all material respects, the financial position of the City as at December 31, 2004 and the results of its operations and its cash flows for the year then ended in accordance with Canadian generally accepted accounting principles.


Chartered Accountants  
May 11, 2005



**CITY OF ST. JOHN'S**  
**Consolidated Statement of Financial Position**  
**December 31**

	2004	2003
	\$	\$
<b>ASSETS</b>		
<b>CURRENT</b>		
Receivables (Note 3)	16,889,693	15,699,095
Inventories of materials and supplies	2,593,781	2,795,565
Prepaid expenditures	1,205,643	835,652
Restricted cash deposits (Note 4)	527,686	642,111
	<u>21,216,803</u>	<u>19,972,423</u>
PROPERTY AND EQUIPMENT (Note 5)	559,808,452	521,682,207
INVESTMENTS IN RENTAL HOUSING PROJECTS	514,975	534,016
UNAMORTIZED BOND DISCOUNT	147,316	178,922
ASSESSMENTS RECEIVABLE	1,915,753	1,491,357
REPLACEMENT RESERVE FUND (Note 6)	268,015	261,056
	<u>583,871,314</u>	<u>544,119,981</u>
<b>LIABILITIES</b>		
<b>CURRENT</b>		
Bank indebtedness	4,613,373	12,834,899
Payables and accruals (Note 7)	20,614,739	20,033,062
Current portion of deferred grants (Note 8)	2,721,931	3,154,713
Current portion of debenture and long-term debt (Notes 9 & 10)	5,137,929	5,146,753
	<u>33,087,972</u>	<u>41,169,427</u>
DEFERRED GRANTS (Note 8)	44,959,412	37,598,426
DEBENTURE DEBT (Note 9)	69,975,523	61,534,908
LONG-TERM DEBT (Note 10)	25,370,233	26,974,242
ACCRUED SEVERANCE PAY	6,597,365	6,729,115
ACCRUED PENSION BENEFITS (Note 11)	6,995,718	457,519
EMPLOYEE FUTURE BENEFITS (Note 12)	39,733,538	35,015,204
ASSESSMENT CREDITS	1,915,753	1,491,357
TRUST FUNDS PAYABLE	205,540	210,666
	<u>228,841,054</u>	<u>211,180,864</u>
CONTINGENCIES AND COMMITMENTS (Note 18)		
<b>EQUITY</b>		
Investment in capital assets (Note 14)	309,271,400	282,204,753
Contributed surplus (Note 15)	66,503,001	60,590,721
Reserves (Note 13)	31,458,406	30,852,321
Deficit (Note 16)	(52,202,547)	(40,708,678)
	<u>355,030,260</u>	<u>332,939,117</u>
	<u>583,871,314</u>	<u>544,119,981</u>

ON BEHALF OF THE COUNCIL:

  
 Mayor

  
 Director of Finance and City Treasurer

**CITY OF ST. JOHN'S**  
**Consolidated Statement of Operations and Deficit**  
**Year ended December 31**

	2004		2003
	Actual	Budget (Unaudited)	Actual
	\$	\$	\$
<b>REVENUE (Schedule 4)</b>			
Taxation	92,632,892	91,943,800	84,464,793
Government grants	12,518,563	12,149,650	11,986,691
Sales of goods and services	21,666,184	20,942,140	21,483,816
Other revenue from own sources	7,480,069	6,178,310	7,344,042
Grants in lieu of taxes	3,507,394	3,318,000	3,674,753
Urban living non-profit housing	3,809,085	3,870,480	3,903,109
St. John's Transportation Commission	5,044,551	5,426,120	5,363,790
St. John's Sports & Entertainment Ltd.	7,377,756	8,244,300	8,631,313
	<b>154,036,494</b>	<b>152,072,800</b>	<b>146,852,307</b>
<b>EXPENDITURE (Schedule 5)</b>			
General government services	21,018,145	20,273,010	19,343,235
Fiscal services	20,719,855	20,555,780	20,182,294
Transportation services	23,403,558	22,729,630	22,555,231
Protective services	18,735,473	18,669,290	17,996,784
Environmental health services	16,649,851	16,918,680	13,776,594
Recreation and cultural services	10,587,111	10,272,310	9,435,943
Environmental development services	3,483,856	3,500,480	2,656,753
Transfers to reserves	15,963,467	15,054,910	14,122,816
Urban living non-profit housing	3,896,000	3,881,730	3,932,489
St. John's Transportation Commission	10,622,373	10,982,240	11,137,005
St. John's Sports & Entertainment Ltd.	9,194,141	9,382,270	10,327,483
	<b>154,273,830</b>	<b>152,220,330</b>	<b>145,466,627</b>
<b>EXCESS OF REVENUE OVER EXPENDITURE (EXPENDITURE OVER REVENUE) BEFORE UNDERNOTED ITEM</b>			
	<b>(237,336)</b>	<b>(147,530)</b>	<b>1,385,680</b>
Increase in employee future benefit and accrued pension benefits	11,256,533	-	10,549,492
<b>EXCESS OF EXPENDITURE OVER REVENUE</b>			
	<b>(11,493,869)</b>	<b>(147,530)</b>	<b>(9,163,812)</b>
<b>SURPLUS (DEFICIT) BEGINNING OF YEAR</b>			
	<b>(40,708,678)</b>	-	2,733,175
Change in accounting policy (Note 2)	-	-	(34,278,041)
As restated	<b>(40,708,678)</b>	-	(31,544,866)
Excess of expenditure over revenue	<b>(11,493,869)</b>	-	(9,163,812)
<b>DEFICIT, END OF YEAR</b>			
	<b>(52,202,547)</b>	-	(40,708,678)

**CITY OF ST. JOHN'S**  
**Consolidated Statement of Cash Flows**  
**Year ended December 31**

	2004	2003
	\$	\$
<b>OPERATING ACTIVITIES</b>		
Excess of expenditure over revenue	<b>(11,493,869)</b>	(9,163,812)
Adjustments for:		
Accrued pension benefits	<b>6,538,199</b>	8,458,129
Employee future benefits	<b>4,718,334</b>	2,166,163
Accrued severance pay	<b>(131,750)</b>	696,636
Loss on disposal of property and equipment	<b>4,045,072</b>	4,276,523
Change in non-cash operating working capital (Note 17)	<b>(777,128)</b>	5,103,264
	<b>2,898,858</b>	11,536,903
<b>FINANCING ACTIVITIES</b>		
Increase in deferred grants	<b>6,928,204</b>	3,793,175
Proceeds from debenture debt	<b>25,000,000</b>	11,000,000
Proceeds from long-term debt	<b>308,000</b>	736,000
Repayment of		
Debenture debt	<b>(16,535,180)</b>	(13,265,315)
Long-term debt	<b>(1,945,038)</b>	(2,174,663)
Increase in equity accounts		
Reserves (Note 13)	<b>606,085</b>	8,006,402
Investment in capital assets (Note 14)	<b>27,066,647</b>	15,982,848
Contributed surplus (Note 15)	<b>5,912,280</b>	1,746,540
Other	<b>19,521</b>	176,757
(Increase) decrease in bank indebtedness	<b>(8,221,526)</b>	6,976,229
	<b>39,138,993</b>	32,977,973
<b>INVESTING ACTIVITIES</b>		
Purchase of property and equipment (Schedule 6)	<b>(42,171,317)</b>	(44,458,055)
Investment in rental housing projects	<b>19,041</b>	17,852
	<b>(42,152,276)</b>	(44,440,203)
<b>NET DECREASE (INCREASE) IN CASH RESOURCES</b>	<b>(114,425)</b>	74,673
<b>RESTRICTED CASH DEPOSITS, BEGINNING OF YEAR</b>	<b>642,111</b>	567,438
<b>RESTRICTED CASH DEPOSITS, END OF YEAR</b>	<b>527,686</b>	642,111

**1. SIGNIFICANT ACCOUNTING POLICIES**

The consolidated financial statements have been prepared in accordance with Canadian generally accepted accounting principles for local governments as recommended by the Public Sector Accounting Board ("PSAB") of the Canadian Institute of Chartered Accountants and reflect the following significant accounting policies:

*Basis of consolidation*

The consolidated financial statements include all the fund accounts of the City, the St. John's Transportation Commission and St. John's Sports & Entertainment Ltd., which are wholly-owned and operated by the City. St. John's Sports & Entertainment Ltd. has a fiscal year end of May 31st, therefore these financial statements include the accounts of that operation for the five months ended May 31, 2004 as well as the accounts for the seven months ended December 31, 2004. Inter-fund balances have been eliminated for consolidation.

*Fund accounting*

The accounts of the City are maintained in accordance with fund accounting principles. This system of accounts is followed in order to segregate the various operations of the City. These funds, as represented in the financial statements, are:

- Capital and loan fund
- Revenue fund
- Sinking fund
- Urban living non-profit housing fund

*Revenue recognition*

Revenues are recognized as earned and when collection is reasonably assured. Property tax billings are prepared by the City based on an assessment rate provided by the Municipal Assessment Agency.

*Cash and cash equivalents*

Cash and cash equivalents include cash on hand, balances with banks (net of overdrafts) and short term deposits with original maturities of three months or less. Bank borrowings are considered to be financing activities.

*Inventories*

Inventories of material and supplies are carried at the lower of cost and net realizable value.

*Property and equipment*

Property and equipment are recorded at cost. Funds received through cost sharing arrangements or capital grants are treated as additions to contributed surplus or investment in capital assets.

The City does not record the value of lands and service installations by developers in subdivisions vested in the City under the City of St. John's Act.

Except for property and equipment owned by St. John's Sports & Entertainment Ltd., the City does not record depreciation, but an amount equal to annual debt repayment is charged to operations and credited to investment in capital assets.

*Investments in rental housing projects*

Investments in rental housing projects are recorded at cost.

*Bond discounts*

Bond discounts are amortized in the revenue fund over the term of the bond issue.

*Assessments*

Assessments for water and sewer installations and street improvements are recorded on the accrual basis in the capital and loan fund. Assessments, when received, are recorded as a contribution to the revenue fund.

*Sinking funds*

Sinking funds established for the retirement of debentures are held and administered by Royal Trust Company and accounted for in the City's records on a cash basis.

*Reserve for harbour clean-up*

The City has established a reserve to hold funds provided for the clean-up of St. John's harbour. Commencing in 1998, a portion of the water tax

billings imposed on users is being allocated to the reserve. These funds are to be used to finance the capital works undertaken to improve environmental conditions in the harbour.

*Reserve for landfill capital improvements*

The City has established a reserve for landfill capital improvements to accumulate the net revenue received from users of the Robin Hood Bay landfill site. These funds are to be used to finance future capital works undertaken at the landfill site.

*Reserve for water treatment facility*

The City has established a reserve to hold funds provided for a new water treatment facility. Commencing in 2002, a portion of the water tax billings imposed on users is being allocated to the reserve. These funds are to be used to finance the capital works undertaken to build new water treatment facilities and enhancements to existing facilities.

*Reserve for snow and ice management*

The City has established a snow and ice management reserve to accumulate funds to be used in years of severe winter conditions to alleviate the financial impact on the City's operations.

*Reserve for Civic Centre financing*

The City has established a Civic Centre financing reserve to accumulate its share of revenue received from the accommodations tax. The accommodation tax, which was legislated effective January 1, 1999, represents a three percent room levy on all fixed roof accommodations in the City of St. John's.

*Solid waste landfill closure and post-closure costs*

The liability for closure and post-closure care of the City's Robin Hood Bay landfill is recognized as the landfill site's capacity is used. Closure costs are included in annual operating costs as each section of the landfill site is filled and placed out of service. The present value of the estimated annual post-closure costs is being accrued over the remaining life of the landfill site.

*Severance pay*

The City accounts for severance pay on the accrual basis and the amount is calculated based upon accumulated unused sick leave or on years of service. The amount is payable when the employee ceases employment with the City.

*Accrued pension benefits*

The cost and obligations of pension benefits earned by employees and members of council are actuarially determined using the accrued benefit method prorated on service and management's best estimate of assumptions of future investment returns for funded plans, salary changes and retirement ages of employees. For the purpose of calculating the expected return on plan assets, those assets are valued at fair value.

The discount rate used for determining the benefit obligation is the expected rate of return on plan assets or the City's cost of borrowing.

Past service costs resulting from plan amendments are recognized at the date of amendment.

The excess of the net actuarial gain (loss) is amortized over the average remaining service period of active employees. The average remaining service period of the active employees covered by the employee plan is 15 years and for the mayor and councillors plan, 8 years.

*Employee future benefits*

The City provides post retirement benefits in the form of extended life and health coverage to employees. The cost and obligations of these benefits earned by employees are actuarially determined using the accrued benefit method prorated on service and management's best estimate of assumptions and future claim rates and costs. The recording of these obligations and the resulting addition of \$39,733,538 to the City's deficit (see Note 2) is required under Canadian generally accepted accounting principles for public sector entities. There is no requirement to fund these future obligations on a current basis.

---

City of St. John's  
Notes to the Consolidated Financial Statements  
December 31, 2004

---

*Use of estimates*

In preparing the City's financial statements in conformity with Canadian generally accepted accounting principles, management is required to make estimates and assumptions that affect the reported amounts of assets and liabilities, the dis

closure of contingent assets and liabilities at the date of the financial statements, and reported amounts of revenue and expenses during the year. Actual results could differ from these estimates.

---

**2. CHANGE IN ACCOUNTING POLICY**

In 2003 the City adopted the recommendations of the Public Sector Handbook Section 3250 with respect to post retirement benefits. As a result of this change, an adjustment was made in fiscal 2003 to retroactively record the employee future benefits liabilities in the amount of \$35,015,204 and decrease the excess of revenue over expenditure by \$2,166,163. Furthermore, the City also

retroactively adopted the recommendations of Section 3250 with respect to pension benefits pertaining to the plans administered for the Mayor and City Councillors in 2003. As a result of this retroactive change, an adjustment was made to decrease the accrued pension benefit asset by \$1,503,800 and decrease the excess of revenue over expenditure by \$74,800.

---

**3. RECEIVABLES**

	<b>2004</b>	2003
	\$	\$
Taxes	<b>9,801,354</b>	9,405,883
Other governments	<b>3,080,116</b>	2,328,526
Other	<b>4,008,223</b>	3,964,686
	<b>16,889,693</b>	15,699,095

---

**4. RESTRICTED CASH DEPOSITS**

	<b>2004</b>	2003
	\$	\$
Accommodation tax	<b>217,516</b>	325,122
Advance payments from developers	<b>205,540</b>	210,666
Urban living non-profit housing		
Tenants' security deposits	<b>104,630</b>	106,323
	<b>527,686</b>	642,111

---

---

City of St. John's  
Notes to the Consolidated Financial Statements  
December 31, 2004

---

**5. PROPERTY AND EQUIPMENT**

	<b>2004</b>	2003
	\$	\$
Land, buildings and permanent improvements	<b>401,289,929</b>	368,218,700
Equipment, vehicles and moveable plant	<b>44,395,294</b>	42,456,352
Fire department property	<b>13,406,146</b>	10,612,270
Urban living non-profit housing	<b>30,875,547</b>	30,875,547
St. John's Transportation Commission	<b>19,173,304</b>	18,789,019
St. John's Sports & Entertainment Ltd.	<b>50,668,232</b>	50,730,319
	<b>559,808,452</b>	521,682,207

---

**6. REPLACEMENT RESERVE FUND**

	<b>2004</b>	2003
	\$	\$
Urban living non-profit housing replacement reserve fund	<b>268,015</b>	261,056

The City has agreements with Canada Mortgage and Housing Corporation and Newfoundland and Labrador Housing Corporation which stipulates that cash be set aside for a replacement reserve fund.

---

**7. PAYABLES AND ACCRUALS**

	<b>2004</b>	2003
	\$	\$
Trade	<b>14,039,990</b>	14,337,698
Deposits and prepayments	<b>5,082,200</b>	4,414,922
Accrued interest	<b>1,365,610</b>	1,184,349
Other governments	<b>126,939</b>	96,093
	<b>20,614,739</b>	20,033,062

---

City of St. John's  
Notes to the Consolidated Financial Statements  
December 31, 2004

8. DEFERRED GRANTS

The Province of Newfoundland and Labrador has agreed to pay grants to the City as a share of water and sewer, street paving and reconstruc-

tion, and recreational facilities programs. The grants are payable by annual instalments and have maturity dates up to October 1, 2017.

	2004 \$	2003 \$
Civic Centre	16,718,733	17,540,069
Water and sewer projects	29,162,014	20,747,828
Paving	1,599,834	2,202,228
Other	200,762	263,014
	<b>47,681,343</b>	40,753,139
Less: current portion	<b>2,721,931</b>	3,154,713
	<b>44,959,412</b>	37,598,426

9. DEBENTURE DEBT

	2004 \$	2003 \$
Debentures outstanding	114,342,000	95,610,000
Less: debt charges recoverable from the Province of Newfoundland and Labrador	22,472,742	12,664,832
Less: sinking funds available	18,647,030	18,187,760
	<b>73,222,228</b>	64,757,408
Less: current portion	<b>3,246,705</b>	3,222,500
	<b>69,975,523</b>	61,534,908

The annual requirements over the next five years relating to scheduled sinking funds less debt charges recoverable from the Province of

Newfoundland and Labrador ("the Province") are as follows:

	Scheduled Sinking Fund Requirements \$	Province of Newfoundland & Labrador \$	Net Amount
2005	3,847,500	600,795	3,246,705
2006	3,847,500	600,795	3,246,705
2007	3,597,500	600,795	2,996,705
2008	3,597,500	600,795	2,996,705
2009	3,447,500	600,795	2,846,705



City of St. John's  
Notes to the Consolidated Financial Statements  
December 31, 2004

The Province's portion of cost shared loan is recorded in the accounts of the City as debt

charges recoverable and deferred grants. For the next five years the amounts are as follows:

	\$
2005	<b>1,087,645</b>
2006	<b>1,161,191</b>
2007	<b>1,239,759</b>
2008	<b>1,232,632</b>
2009	<b>1,413,233</b>

**10. LONG-TERM DEBT**

	2004 \$	2003 \$
Long-term debt	<b>26,607,576</b>	30,109,064
Less: debt charges recoverable from the Province of Newfoundland and Labrador	<b>25,213,894</b>	28,099,919
	<b>1,393,682</b>	2,009,145
Mortgages - Urban living non-profit housing St. John's Transportation Commission	<b>23,366,775</b> <b>2,501,000</b>	24,216,350 2,673,000
	<b>27,261,457</b>	28,898,495
Less: current portion	<b>1,891,224</b>	1,924,253
	<b>25,370,233</b>	26,974,242

Annual principal repayments over the next five years relating to retirement of long-term debt are as follows:

	Long- Term Debt \$	Non-Profit Housing Mortgages \$	St. John's Transportation Commission \$	Province of Newfoundland Share \$	Net Amount \$
2005	3,223,427	910,825	480,000	(2,723,029)	1,891,224
2006	2,797,638	956,642	453,000	(2,586,800)	1,620,479
2007	2,390,475	1,000,362	444,000	(2,328,567)	1,506,270
2008	2,034,490	1,050,771	395,000	(1,977,621)	1,502,639
2009	1,958,365	1,103,827	360,000	(1,901,833)	1,520,358

The Province's portion of cost shared loans is recorded in the accounts of the City as debt charges recoverable and as deferred grants.

Mortgages of the Urban Living Non-Profit Housing Fund are secured by specific rental properties situated in St. John's and an assignment of rental income.

---

City of St. John's  
Notes to the Consolidated Financial Statements  
December 31, 2004

---

**11. ACCRUED PENSION BENEFITS**

	<b>2004</b>	2003
	\$	\$
<i>Accrued pension benefits</i>		
City of St. John's - Employees	<b>(5,316,571)</b>	(1,190,675)
City of St. John's - Mayor and Councillors	<b>(2,163,000)</b>	(1,503,800)
St. John's Transportation Commission	<b>483,853</b>	2,236,956
	<b>(6,995,718)</b>	(457,519)

Pension plans

The City maintains a defined benefit plan which provides pension benefits to its employees. The City also maintains a supplementary retirement

arrangement for the members of Council. Both plans provide benefits based on length of service and average earnings.

City of St. John's  
Notes to the Consolidated Financial Statements  
December 31, 2004

Based on the actuarial valuation of the plans, completed as at December 31, 2004, the following results were obtained:

	Employees \$	Mayor and Councillors \$	2004 Total \$	2003 Total \$
<i>Accrued benefit obligation</i>				
Balance, beginning of year	96,077,649	1,485,600	97,563,249	78,965,507
Current service cost	5,957,390	37,500	5,994,890	4,060,959
Interest cost	7,140,305	90,200	7,230,505	5,548,447
Benefits paid	(3,195,686)	(50,900)	(3,246,586)	(3,087,101)
Cost of plan amendments	4,194,858	584,700	4,779,558	7,696,080
Past services and FABAs contributions	702,002	-	702,002	-
Actuarial loss (gain)	4,663,182	(70,100)	4,593,082	4,379,357
Balance, end of year	<u>115,539,700</u>	<u>2,077,000</u>	<u>117,616,700</u>	<u>97,563,249</u>
<i>Plan assets</i>				
Fair value, beginning of year	88,865,049	-	88,865,049	79,615,511
Return on plan assets	7,855,966	-	7,855,966	8,626,883
Benefits paid	(3,195,686)	-	(3,195,686)	(3,040,601)
City contributions to plan	4,222,199	-	4,222,199	1,760,168
Past services and FABAs contributions	702,002	-	702,002	-
Employee contributions to plan	2,932,212	-	2,932,212	1,903,088
Fair value, end of year	<u>101,381,742</u>	<u>-</u>	<u>101,381,742</u>	<u>88,865,049</u>
Funded status - deficit	(14,157,958)	(2,077,000)	(16,234,958)	(8,698,200)
Unamortized amounts	8,841,387	(86,000)	8,755,387	6,003,725
Accrued benefit liability	<u>(5,316,571)</u>	<u>(2,163,000)</u>	<u>(7,479,571)</u>	<u>(2,694,475)</u>
<i>Significant assumptions used</i>				
Discount rate	7.0%	6.1%		
Expected long term rate of return on plan assets	7.0%	-		
Rate of compensation increase	4.0%	3.0%		
Average remaining service period of active employees	15 years	8 years		
<i>Net benefit expense for the year</i>				
Current service cost	5,957,390	37,500	5,994,890	4,060,959
Interest cost	7,140,305	90,200	7,230,505	5,548,447
Amortization of gains/losses	371,433	(2,300)	369,133	280,397
Employee contributions	(2,932,212)	-	(2,932,212)	(1,903,088)
Expected return on plan assets	(6,383,679)	-	(6,383,679)	(5,594,879)
Cost of plan amendments	4,194,858	584,700	4,779,558	7,696,080
Net benefit expense	<u>8,348,095</u>	<u>710,100</u>	<u>9,058,195</u>	<u>10,087,916</u>

City of St. John's  
Notes to the Consolidated Financial Statements  
December 31, 2004

St. John's Transportation Commission

Defined benefit pension plans

The Commission maintains two defined benefit plans which provide pension benefits to its employees (union and non-union). The plans provide benefits based on length of service and average earnings.

Based on an actuarial valuation of the plans, completed as at January 1, 2003, the following results have been extrapolated for December 31, 2004:

	2004 \$	2003 \$
<i>Accrued benefit obligation</i>		
Balance, beginning of year	16,676,662	16,350,656
Current service cost	771,192	806,577
Interest cost	1,088,848	1,070,359
Benefits cost	(628,997)	(581,558)
Cost of plan amendments	1,706,232	-
Gain on benefit obligation	-	(977,145)
Participant contributions	7,483	7,773
Balance, end of year	<u>19,621,420</u>	<u>16,676,662</u>
<i>Plan assets</i>		
Fair value, beginning of year	18,460,902	16,307,475
Return on plan assets	1,257,236	1,950,531
Benefits paid	(628,997)	(581,558)
Employer contributions to plan	301,974	416,239
Employee contributions to plan	345,022	368,215
	<u>19,736,137</u>	<u>18,460,902</u>
Funded status - surplus	114,717	1,784,240
Unamortized amounts	369,136	452,716
Accrued benefit asset	<u>483,853</u>	<u>2,236,956</u>
<i>Significant assumptions used</i>		
Discount rate	6.50%	6.50%
Expected long-term rate of return on plan assets	6.50%	6.50%
Rate of compensation increase	4.50%	4.50%
Average remaining service period of active employees	15 years	16 years
	2004 \$	2003 \$
<i>Net benefit expense for the year</i>		
Current service cost	771,192	814,350
Interest cost	1,088,848	1,070,359
Amortization of gains/losses	26,888	143,206
Cost of plan amendments	1,706,232	-
Employee contributions	(337,539)	(368,215)
Expected return on plan assets	<u>(1,200,544)</u>	<u>(1,066,580)</u>
Net benefit expense	<u>2,055,077</u>	<u>593,120</u>

City of St. John's  
Notes to the Consolidated Financial Statements  
December 31, 2004

**12. EMPLOYEE FUTURE BENEFITS**

Both the City and the Transportation Commission provide post-retirement health and life benefits to their employees. Based on the actuarial valuation

of the plan, completed as at December 31, 2003 and extrapolated to December 31, 2004, the following results were obtained:

	2004			2003
	City \$	Transportation Commission \$	Total	Total
<i>Accrued benefit obligation</i>				
Balance, beginning of year	39,140,000	2,045,064	41,185,064	32,849,041
Current service cost	1,139,800	72,700	1,212,500	880,474
Interest cost	2,390,500	123,852	2,514,352	2,294,957
Estimated claims and expenses	(1,044,200)	(102,100)	(1,146,300)	(1,009,268)
Plan amendment in respect of union members	-	1,774,078	1,774,078	-
Loss on benefit obligation	4,590,200	292,310	4,882,510	6,169,860
Balance, end of year	46,216,300	4,205,904	50,422,204	41,185,064
Funded status - (deficit) surplus	46,216,300	4,205,904	50,422,204	41,185,064
Unamortized amounts	(10,202,800)	(485,866)	(10,688,666)	(6,169,860)
Accrued benefit liability	36,013,500	3,720,038	39,733,538	35,015,204

	2004			2003
	City	Transportation Commission	Total	Total
<i>Significant assumptions used</i>				
Discount rate	6.10%	6.10%		
Average remaining service period of active employees	17 years	16 years		
	\$	\$	\$	\$
<i>Net benefit expense for the year</i>				
Current service cost	1,139,800	72,700	1,212,500	880,474
Cost of plan amendments	-	1,774,078	1,774,078	-
Amortization of actuarial gains/losses	350,800	12,904	363,704	-
Interest cost	2,390,500	123,852	2,514,352	2,294,957
Net benefit expense	3,881,100	1,983,534	5,864,634	3,175,431

City of St. John's  
Notes to the Consolidated Financial Statements  
December 31, 2004

**13. RESERVES**

	<b>2004</b>	2003
	\$	\$
Sinking fund - reserve for retirement of debentures	<b>18,647,030</b>	18,187,760
Reserve for harbour clean-up	<b>4,697,966</b>	6,104,912
Reserve for landfill capital improvements	<b>5,434,450</b>	4,951,338
Urban living non-profit housing - replacement reserve	<b>268,015</b>	261,056
Reserve for snow and ice management	<b>1,900,000</b>	800,000
Reserve for Civic Centre financing	<b>334,854</b>	440,783
Reserve for capital	<b>147,810</b>	74,068
Reserve for uncashed coupons	<b>10,159</b>	15,470
Reserve for Robin Hood Bay post-closure costs	<b>18,122</b>	16,934
	<b><u>31,458,406</u></b>	<u>30,852,321</u>

**14. INVESTMENT IN CAPITAL ASSETS**

	<b>2004</b>	2003
	\$	\$
Balance, beginning of year	<b>282,204,753</b>	266,221,903
Add: Contributions from revenue fund for		
Capital expenditure out of revenue	<b>1,931,886</b>	1,787,713
Contribution for capital works program	<b>11,113,461</b>	9,761,091
Loan repayments	<b>4,824,744</b>	5,538,572
Contribution from sinking fund for debentures	<b>6,268,000</b>	1,276,000
Contribution from land fill capital improvements reserve	-	119,051
Contribution from reserve - harbour clean-up	<b>3,025,914</b>	-
Contribution from reserve - water treatment	<b>2,135,391</b>	1,417,734
Contribution re: Clovelly	<b>5,663</b>	-
Net assessments raised	<b>389,126</b>	690,091
Interest on assessments	<b>62,204</b>	126,681
Land sales	<b>222,569</b>	73,693
	<b><u>312,183,711</u></b>	<u>287,012,529</u>
Deduct: Contribution to revenue fund from water, sewer and street improvements	<b>451,330</b>	816,772
Disposal of property and equipment	<b>2,460,981</b>	3,991,004
Balance, end of year	<b><u>309,271,400</u></b>	<u>282,204,753</u>

City of St. John's  
Notes to the Consolidated Financial Statements  
December 31, 2004

**15. CONTRIBUTED SURPLUS**

	<b>2004</b>	2003
	\$	\$
Balance, beginning of year	<b>60,590,721</b>	58,844,180
Contributions from:		
Government of Canada	<b>4,473,561</b>	-
Other	<b>1,438,719</b>	1,746,541
Balance, end of year	<b>66,503,001</b>	60,590,721

**16. DEFICIT**

	<b>2004</b>	2003
	\$	\$
Surplus (deficit) arising from		
Operations	<b>1,124,074</b>	1,493,156
Accrued pension benefits	<b>(6,995,718)</b>	(457,519)
Employee future benefits	<b>(39,733,538)</b>	(35,015,204)
Severance pay accruals	<b>(6,597,365)</b>	(6,729,111)
	<b>(52,202,547)</b>	(40,708,678)

The deficit includes a provision for severance pay, payable to certain employees upon cessation of employment or retirement.

**17. SUPPLEMENTARY CASH FLOW INFORMATION**

	<b>2004</b>	2003
	\$	\$
Change in non-cash operating working capital:		
Receivables	<b>(1,190,598)</b>	414,802
Inventories of materials and supplies	<b>201,784</b>	(136,844)
Prepaid expenditures	<b>(369,991)</b>	463,709
Payables and accruals	<b>581,677</b>	4,361,597
	<b>(777,128)</b>	5,103,264
Interest paid	<b>10,980,284</b>	10,630,102

**18. CONTINGENCIES AND COMMITMENTS**

Expropriation and other claims

The City has received notices of claims of approximately \$605,000. No provision has been made for these claims either because the City is not expected to incur any significant liability, or because an estimate of loss, if any, is not determinable at this time.

St. John's Transportation Commission is contingently liable for claims below \$50,000 which are not covered under its current insurance policy. At December 31, 2004 a provision of approximately \$250,000 has been recorded as a result of known claims.

Furthermore, the Commission is involved in a dispute with a supplier of communication equipment. A claim was received in July 2002 for \$430,000. Management believes they have adequately provided for any potential costs.

Lease commitments

Under the terms of long-term operating leases on equipment, the City is required to make annual lease payments for the next four years as follows:

	\$
2005	<b>1,532,193</b>
2006	<b>1,466,782</b>
2007	<b>366,161</b>
2008	<b>223,933</b>

Retirement benefits

The City provides a benefit to certain employees based upon the employee's length of service with the City. This benefit is payable only upon retirement. At December 31, 2004, the City is contingently liable for these benefits to a maximum of \$6,037,315.

St. John's Sports & Entertainment Ltd.

Under an agreement with Maple Leaf Sports and Entertainment Limited for the period June 1, 2001 to May 31, 2005, St. John's Sports & Entertainment Ltd. has been granted the right to operate an American Hockey League franchise known as the St. John's Maple Leafs. In accordance with the terms of the agreement, St. John's Sports & Entertainment Ltd. is committed to a minimum annual payment for \$1,217,500 for franchise fees and \$300,000 for management services to Maple Leaf Sports and Entertainment Ltd. St. John's Sports & Entertainment Ltd. makes these payments from operating funds. Under the terms of the same agreement Maple Leaf Sports and Entertainment Ltd. has agreed to pay a number of costs of the franchise operation, including player, coach and trainer salaries.

Greenbelt Tennis Club

The City has guaranteed a loan of \$150,000 for the replacement of an air supported structure.

**19. FINANCIAL INSTRUMENTS**

Fair values of financial instruments are disclosed in the notes to the financial statements when they differ from the carrying amounts. Where

amounts receivable and payable are subject to normal credit terms, their carrying amount is used as an approximation of their fair values.



**SCHEDULE 1**  
**CITY OF ST. JOHN'S**  
**Consolidated Schedule of Debenture Debt**  
**December 31, 2004**

Date of Maturity	Interest Rate	Amount Issued	Amount Outstanding	2004		2003	
				Sinking Funds Available	Current Portion due in 2005	Sinking Funds Available	Portion due in 2004
		\$	\$	\$	\$	\$	\$
Nov. 2004	13.500%	6,000,000	5,325,000	-	-	5,345,290	-
Dec. 2005	11.250%	5,000,000	839,000	<b>882,159</b>	-	847,537	-
Dec. 2006	10.500%	6,000,000	1,534,000	<b>1,583,924</b>	-	1,567,638	-
Dec. 2007	6.150%	10,000,000	1,168,000	<b>23,668</b>	<b>250,000</b>	547	250,000
Dec. 2008	11.125%	6,000,000	2,915,000	<b>1,150,366</b>	<b>150,000</b>	533,050	150,000
Dec. 2009	10.500%	7,000,000	2,374,000	<b>516,238</b>	<b>175,000</b>	45,515	175,000
Nov. 2011	6.150%	9,012,000	9,012,000	<b>4,486,746</b>	<b>710,000</b>	1,534,113	710,000
Jun. 2012	10.875%	14,000,000	11,000,000	<b>1,209,459</b>	<b>350,000</b>	3,549,046	350,000
Sep. 2013	9.160%	9,000,000	6,000,000	<b>1,620,176</b>	<b>225,000</b>	631,361	225,000
Oct. 2015	9.400%	5,000,000	5,000,000	<b>796,370</b>	<b>125,000</b>	1,394,807	125,000
Dec. 2020	6.840%	7,000,000	7,000,000	<b>1,806,014</b>	<b>175,000</b>	579,030	175,000
Dec. 2021	7.380%	15,000,000	15,000,000	<b>1,195,307</b>	<b>375,000</b>	1,246,677	375,000
Apr. 2022	7.250%	16,500,000	16,500,000	<b>2,362,033</b>	<b>412,500</b>	720,837	412,500
Feb. 2023	6.680%	11,000,000	11,000,000	<b>604,848</b>	<b>275,000</b>	192,312	275,000
Feb. 2024	6.162%	25,000,000	25,000,000	<b>409,722</b>	<b>625,000</b>	-	-
		<b>145,512,000</b>	<b>114,342,000</b>	<b>18,647,030</b>	<b>3,847,500</b>	<b>18,187,760</b>	<b>3,222,500</b>

For the debenture debt that matures in 2022, 2023 and 2024, there is debt recoverable from the Province of Newfoundland and Labrador for \$5,118,666, \$6,961,142 and \$10,392,934 respectively.

**SCHEDULE 2**  
**CITY OF ST. JOHN'S**  
**Consolidated Schedule of Long-Term Debt**  
**December 31, 2004**

	Date of Maturity	Interest Rate	Amount Issued	2004		2003	
				Amount Outstanding	Current Portion due in 2005	Amount Outstanding	Current Portion due in 2004
<b>CANADA MORTGAGE AND HOUSING CORPORATION</b>							
Waterford Valley trunk sewer	Jan. 2006	5.125%	612,371	<b>67,916</b>	<b>33,099</b>	99,382	31,466
Mundy Pond trunk sewer	Jan. 2008	5.875%	78,830	<b>18,081</b>	<b>4,136</b>	21,984	3,903
Virginia Park trunk sewer	Apr. 2013	7.500%	104,408	<b>53,395</b>	<b>4,341</b>	57,428	4,032
Virginia Park trunk sewer	Mar. 2014	7.875%	157,908	<b>89,022</b>	<b>6,136</b>	94,702	5,680
Rennies River trunk sewer	Oct. 2014	10.375%	1,011,991	<b>691,453</b>	<b>36,036</b>	724,023	32,570
Rennies River trunk sewer	Oct. 2016	9.750%	681,350	<b>494,679</b>	<b>20,189</b>	513,034	18,355
Mundy Pond neighbourhood improvement program	Jan. 2006	10.375%	1,155,885	<b>6,999</b>	<b>1,451</b>	15,359	8,360
Wedgewood Park water and sewer	Jan. 2017	7.875%	12,410	<b>8,238</b>	<b>1,255</b>	8,592	354
Goulds water and sewer	Jul. 2007	10.000%	97,449	<b>27,093</b>	<b>7,293</b>	34,500	7,407
<b>NEWFOUNDLAND MUNICIPAL FINANCING CORPORATION</b>							
1992 streets Reconstruction A	May 2004	10.625%	816,589	-	-	63,879	63,879
1992 streets Reconstruction B	May 2004	10.625%	239,203	-	-	18,712	18,712
Shea Heights NIA	May 2004	10.625%	30,433	-	-	2,381	2,381
Softball Newfoundland	May 2004	10.625%	256,711	-	-	20,039	20,039
1993 Street Paving A	May 2004	10.625%	986,714	-	-	77,187	77,187
1993 Street Paving B	May 2004	10.625%	161,803	-	-	12,657	12,657
Softball Newfoundland	Dec. 2004	11.500%	102,633	-	-	16,130	16,130
Bridge Rehabilitation	Dec. 2004	11.500%	54,464	-	-	8,560	8,560
Goulds water and sewer	Dec. 2004	11.750%	283,403	-	-	19,187	19,187
Harbourview water and sewer	Dec. 2004	11.500%	348,536	-	-	45,347	45,347
Bay Bulls Road	Dec. 2004	11.500%	442,210	-	-	57,534	57,534
Airport Heights - Phase 1A	Nov. 2005	14.500%	3,162,759	<b>243,642</b>	<b>243,642</b>	682,629	438,987
Kilbride water and sewer	Dec. 2005	13.875%	318,068	<b>46,092</b>	<b>46,092</b>	86,398	40,306
Airport Heights - Phase 1B	Dec. 2005	13.875%	629,463	<b>91,218</b>	<b>91,218</b>	170,984	79,766
Airport Heights - Phase 2	Dec. 2006	12.375%	3,060,805	<b>604,258</b>	<b>390,633</b>	950,693	346,435
Pentanguishene- Phase 1	May 2007	11.500%	2,210,465	<b>662,961</b>	<b>243,187</b>	880,422	217,460
Pentanguishene- Phase 2	Dec. 2007	10.875%	1,762,291	<b>602,753</b>	<b>180,055</b>	764,715	161,963
1992 Airport Heights Phase 3	May 2004	10.625%	1,181,128	<b>557,940</b>	<b>102,558</b>	650,411	92,472

**SCHEDULE 2 (continued)**  
**CITY OF ST. JOHN'S**  
**Consolidated Schedule of Long-Term Debt**  
**December 31, 2004**

	Date of Maturity	Interest Rate	Amount Issued	2004		2003	
				Current Amount Outstanding	Portion due in 2005	Current Amount Outstanding	Portion due in 2004
<b>NEWFOUNDLAND MUNICIPAL FINANCING CORPORATION</b>							
1994 street paving	Feb. 2006	9.750%	711,390	<b>154,171</b>	<b>100,316</b>	245,377	91,207
1995 street paving	Dec. 2006	8.375%	405,554	<b>109,642</b>	<b>52,573</b>	158,074	48,432
1993 Airport Heights Phase 4	Dec. 2009	11.500%	1,070,242	<b>563,695</b>	<b>89,030</b>	643,306	79,612
Goulds water and sewer	Jun. 2006	12.375%	451,615	<b>89,157</b>	<b>57,637</b>	140,273	51,116
1991 studies	May 2010	10.875%	201,165	<b>111,600</b>	<b>15,773</b>	125,788	14,188
1991 studies B	Feb. 2011	9.750%	46,373	<b>28,146</b>	<b>3,281</b>	31,129	2,983
1991 studies C	Feb. 2006	9.750%	21,804	<b>4,725</b>	<b>3,075</b>	7,521	2,796
1997 streets	Jan. 2009	7.500%	165,603	<b>89,626</b>	<b>17,433</b>	105,822	16,196
1998 streets A	Dec. 2009	8.375%	264,132	<b>158,780</b>	<b>26,770</b>	183,442	24,661
1998 streets B	Dec. 2009	8.375%	104,868	<b>63,041</b>	<b>10,628</b>	72,832	9,791
1998 Retaining Wall	Dec. 2009	8.375%	31,942	<b>19,202</b>	<b>3,237</b>	22,184	2,982
1998 Bridge Rehabilitation	Sep. 2010	8.125%	189,044	<b>130,797</b>	<b>17,700</b>	147,142	16,345
1998 St. John's Rec. Centre	Sep. 2010	8.125%	60,361	<b>41,763</b>	<b>5,652</b>	46,982	5,219
1997 Harbour Clean-up	Jan. 2014	7.500%	1,464,499	<b>1,102,102</b>	<b>83,153</b>	1,179,353	77,251
2001 Harbour Clean-up	Feb. 2014	7.500%	1,448,983	<b>1,090,425</b>	<b>82,272</b>	1,166,858	76,432
Higgins Line 2001	Dec. 2014	8.375%	574,858	<b>454,561</b>	<b>30,568</b>	482,721	28,160
Regional Water System	Dec. 2006	11.625%	525,950	<b>130,314</b>	<b>61,480</b>	185,225	54,911
1996 Capital Works	Jan. 2008	7.375%	2,012,777	<b>874,576</b>	<b>227,691</b>	1,086,360	211,784
Higgins Line 1997	Jun. 2013	7.375%	484,764	<b>336,331</b>	<b>29,693</b>	363,950	27,619
Fire equipment	Sept. 2011	7.750%	90,895	<b>70,449</b>	<b>7,920</b>	77,789	7,340
Mile One Stadium	Sept. 2016	7.750%	19,006,737	<b>16,718,733</b>	<b>886,224</b>	17,540,071	821,337
			49,293,836	<b>26,607,576</b>	<b>3,223,427</b>	30,109,068	3,501,491

**SCHEDULE 3**  
**CITY OF ST. JOHN'S**  
**Consolidated Schedule of Mortgages - Urban Living Non-Profit Housing**  
**December 31, 2004**

	Date of Maturity	Interest Rate	2004		2003
			Amount Issued	Amount Outstanding	Amount Outstanding
<b>NEWFOUNDLAND AND LABRADOR</b>					
<b>HOUSING CORPORATION</b>					
Hamlyn Road	Aug. 1, 2022	5.500%	<b>2,207,290</b>	<b>1,684,006</b>	1,739,229
Infill 1987	Apr. 1, 2023	5.500%	<b>2,070,285</b>	<b>1,622,040</b>	1,672,248
Gear Street - Infill 1988	Sept. 1, 2025	5.500%	<b>1,929,560</b>	<b>1,608,064</b>	1,648,777
Brookfield Road	Dec. 1, 2025	5.500%	<b>2,187,293</b>	<b>1,838,247</b>	1,883,865
Infill 1992	Dec. 1, 2028	5.500%	<b>1,682,553</b>	<b>1,249,965</b>	1,295,610
Infill 1990	Nov. 1, 2026	4.970%	<b>1,628,008</b>	<b>1,329,174</b>	1,362,838
Cochrane Street	Nov. 1, 2026	4.730%	<b>745,887</b>	<b>593,244</b>	610,233
Campbell Avenue	Feb. 1, 2028	4.700%	<b>968,952</b>	<b>834,600</b>	854,180
<b>CANADA MORTGAGE AND HOUSING CORPORATION</b>					
Rawlins Cross	Dec. 1, 2018	5.432%	<b>1,249,485</b>	<b>875,777</b>	919,978
Forest Road	Jan. 1, 2018	4.700%	<b>1,647,890</b>	<b>1,100,235</b>	1,159,903
Cuckholds Cove Road	Apr. 1, 2018	4.240%	<b>804,200</b>	<b>543,518</b>	573,311
Infill 1982	Jul. 1, 2018	5.560%	<b>651,550</b>	<b>470,922</b>	473,953
Hamilton Avenue - Riverhead Towers	Feb. 1, 2019	5.500%	<b>3,736,230</b>	<b>2,621,871</b>	2,755,102
Fahey's Row - Infill 1983	May 1, 2019	5.770%	<b>962,163</b>	<b>714,433</b>	746,522
Alexander Street -Hamilton Avenue	Jun. 1, 2019	5.770%	<b>1,920,998</b>	<b>1,425,375</b>	1,488,868
Carnell Street - Larkin Square	Jan. 1, 2020	6.450%	<b>1,910,065</b>	<b>1,474,128</b>	1,530,590
Goodview Street -Carter's Hill	Jan. 1, 2020	6.870%	<b>1,406,630</b>	<b>1,092,668</b>	1,131,096
Infill 1985	Apr. 1, 2021	5.900%	<b>880,530</b>	<b>683,224</b>	707,552
Carter's Hill - Sebastian Court	Aug. 1, 2021	5.500%	<b>2,031,175</b>	<b>1,605,284</b>	1,662,495
			<b>30,620,744</b>	<b>23,366,775</b>	24,216,350
Less: current portion				<b>910,825</b>	828,787
				<b>22,455,950</b>	23,387,563

Mortgages are secured by specific rental properties situated in St. John's and an assignment of rental income.

**SCHEDULE 4**  
**CITY OF ST. JOHN'S**  
**Consolidated Schedule of Revenue**  
**Year ended December 31**

	2004		2003
	Actual	Budget (Unaudited)	Actual
	\$	\$	\$
<b>TAXATION</b>			
Real property	67,036,322	66,520,000	61,539,442
Business	18,498,662	18,920,000	16,507,501
Utility	5,760,410	5,400,000	5,116,499
Accommodation	1,337,498	1,103,800	1,301,351
	<b>92,632,892</b>	<b>91,943,800</b>	<b>84,464,793</b>
<b>GOVERNMENT GRANTS</b>			
Government of Newfoundland and Labrador			
Municipal operating grant	4,674,005	4,674,000	4,674,005
Recovery of debt charges	7,719,517	7,380,150	7,246,463
Rental housing projects	55,505	55,500	55,505
Government of Canada	69,536	40,000	10,718
	<b>12,518,563</b>	<b>12,149,650</b>	<b>11,986,691</b>
<b>SALES OF GOODS AND SERVICES</b>			
Environmental health services			
Water tax - basic	9,143,218	9,075,000	9,013,458
- harbour clean-up	1,615,577	1,663,310	1,630,903
- water treatment facilities	2,131,507	2,000,000	2,142,478
Water sales	2,244,167	2,085,000	2,299,453
Tipping fees	3,312,185	3,100,800	3,336,008
Other	98,489	68,280	106,449
General government services	817,490	777,340	817,840
Transportation services			
Parking meters	1,139,576	1,059,500	1,050,245
Parking permits	222,776	195,000	177,786
Other	30,412	14,000	60,957
Recreation and cultural services	782,839	810,400	722,019
Other general services	127,948	93,510	126,220
	<b>21,666,184</b>	<b>20,942,140</b>	<b>21,483,816</b>

**SCHEDULE 4 (continued)**  
**CITY OF ST. JOHN'S**  
**Consolidated Schedule of Revenue**  
**Year ended December 31**

	2004		2003
	Actual	Budget (Unaudited)	Actual
	\$	\$	\$
<b>OTHER REVENUE FROM OWN SOURCES</b>			
Interest on tax arrears	1,850,150	1,644,110	1,913,289
Fines	2,036,740	2,176,000	2,028,383
Construction and other permits	2,235,554	1,396,100	1,878,040
Interest earned	312,603	259,000	336,363
Business and amusement licenses	133,425	86,000	107,331
Rents, concessions and franchises	39,383	17,100	49,265
Assessments for water, sewer and street improvements	420,026	300,000	847,534
Sub-Division assessments	452,188	300,000	183,837
	<b>7,480,069</b>	<b>6,178,310</b>	<b>7,344,042</b>
<b>GRANTS IN LIEU OF TAXES</b>			
Government of Canada	1,926,638	2,000,000	2,097,500
Water Tax	920,740	730,000	977,939
Government of Canada Agencies	594,600	540,000	539,124
Government of Newfoundland and Labrador Agencies	65,416	48,000	60,190
	<b>3,507,394</b>	<b>3,318,000</b>	<b>3,674,753</b>

**SCHEDULE 5**  
**CITY OF ST. JOHN'S**  
**Consolidated Schedule of Expenditure**  
**Year ended December 31**

	2004		2003
	Actual	Budget (Unaudited)	Actual
	\$	\$	\$
<b>GENERAL GOVERNMENT SERVICES</b>			
Legislative	840,894	877,220	795,420
General government	15,256,573	14,812,350	13,481,584
Engineering services	3,712,722	3,527,180	3,186,533
Pensions and employee benefits - current	953,177	837,100	1,681,653
Other general government services	254,779	219,160	198,045
	<b>21,018,145</b>	<b>20,273,010</b>	<b>19,343,235</b>
<b>FISCAL SERVICES</b>			
Debenture debt charges			
Sinking fund payments	3,535,000	3,535,000	3,235,000
Sinking fund in lieu of interest	2,235,010	2,235,010	2,276,550
Interest	8,750,845	8,286,410	7,916,556
Discounts	31,606	31,600	31,606
Other long-term debt			
Principal	3,501,492	3,501,490	3,819,316
Interest	2,410,700	2,507,830	2,798,376
Interest on temporary bank loans	106,581	302,440	40,967
Other debt charges	148,621	156,000	63,923
	<b>20,719,855</b>	<b>20,555,780</b>	<b>20,182,294</b>
<b>TRANSPORTATION SERVICES</b>			
Road transport			
Administration	2,153,400	2,030,260	1,794,495
Fleet services	430,310	-	-
Snow clearing	10,067,879	10,068,980	10,542,736
Streets, roads and sidewalks	4,145,523	4,093,620	3,785,776
Maintenance depot	1,438,545	1,452,940	1,367,771
Traffic services	1,015,456	959,620	909,784
Street cleaning	97,172	94,100	88,865
	<b>19,348,285</b>	<b>18,699,520</b>	<b>18,489,427</b>
Street lighting	3,225,769	3,203,120	3,199,160
Parking meters	82,058	76,990	76,523
Transportation handicapped	747,446	750,000	790,121
	<b>23,403,558</b>	<b>22,729,630</b>	<b>22,555,231</b>

**SCHEDULE 5 (continued)**  
**CITY OF ST. JOHN'S**  
**Consolidated Schedule of Expenditure**  
**Year ended December 31**

	2004		2003
	Actual	Budget (Unaudited)	Actual
	\$	\$	\$
<b>PROTECTIVE SERVICES</b>			
Fire protection	13,264,034	13,425,290	13,241,283
Protective inspections	2,667,381	2,606,210	2,346,835
Traffic enforcement	2,238,034	2,100,230	1,932,552
Animal and pest control	566,024	537,560	476,114
	<b>18,735,473</b>	<b>18,669,290</b>	<b>17,996,784</b>
<b>ENVIRONMENTAL HEALTH SERVICES</b>			
Water supply and distributions	10,428,807	10,444,500	8,884,607
Garbage and waste collection and disposal	5,767,903	5,977,560	4,511,723
Sewage collection and disposal	453,141	496,620	380,264
	<b>16,649,851</b>	<b>16,918,680</b>	<b>13,776,594</b>
<b>RECREATION AND CULTURAL SERVICES</b>			
Parks and open spaces	5,025,073	4,884,130	4,577,900
Recreation	4,256,280	4,292,690	3,555,309
St. John's Memorial Stadium	14,454	22,200	20,693
Avalon Convention and Visitor's Bureau	543,729	450,000	524,843
Other recreation and cultural services	747,575	623,290	757,198
	<b>10,587,111</b>	<b>10,272,310</b>	<b>9,435,943</b>
<b>ENVIRONMENTAL DEVELOPMENT SERVICES</b>			
Environmental planning and zoning	858,553	903,130	799,092
Housing and real estate	981,192	906,630	754,354
Other environmental development services	1,644,111	1,690,720	1,103,307
	<b>3,483,856</b>	<b>3,500,480</b>	<b>2,656,753</b>
<b>TRANSFERS TO RESERVES</b>			
Provision for uncollectible accounts	1,611,447	1,000,000	1,459,384
Contribution to capital fund for capital expenditures	8,074,934	8,148,730	5,584,340
Capital expenditure accounts	860,453	818,060	936,169
Transfer to parks and development reserve	46,700	-	-
Transfer to harbour clean-up reserve	1,615,577	1,663,310	1,630,903
Transfer to landfill capital improvements reserve	484,298	299,810	1,725,998
Provision for obsolete inventory	38,551	25,000	243,544
Transfer to snow and ice reserve	1,100,000	1,100,000	400,000
Transfer to water treatment facility reserve	2,131,507	2,000,000	2,142,478
	<b>15,963,467</b>	<b>15,054,910</b>	<b>14,122,816</b>



**SCHEDULE 6**  
**CITY OF ST. JOHN'S**  
**Consolidated Schedule of Capital Expenditures**  
**Year ended December 31**

	2004	2003
	\$	\$
<b>LAND</b>		
Expropriation, disturbances, street widening and improvement	222,569	144,128
<b>BUILDINGS</b>		
Municipal recreation facilities	2,217,474	1,235,700
City Hall	37,534	1,357,425
Depot	1,778,564	217,975
Fire stations	2,484,541	3,411,168
Robin Hood Bay	115,578	119,051
Civic Centre	(6,942)	717,871
<b>STREETS</b>		
Reconstruction, paving and resurfacing, curb and sidewalks	8,386,676	13,669,851
Plans and studies	37,535	-
<b>WATER AND SEWER</b>		
Water mains and sanitary sewers	1,079,359	6,645,357
Harbour clean-up	11,511,975	2,766,289
Winsor Lake filtration plant	5,905,154	4,050,156
Regional water reservoir	4,127,892	4,058,148
<b>EQUIPMENT</b>		
Operating departments	3,284,538	4,589,525
Regional fire department	508,182	540,799
Regional water system	62,649	30,688
ST. JOHN'S TRANSPORTATION COMMISSION	384,285	888,134
ST. JOHN'S SPORTS & ENTERTAINMENT LTD.	33,754	15,790
	<b>42,171,317</b>	<b>44,458,055</b>

---

## City Council 2004



**Seated (l - r):** Deputy Mayor Gerry Colbert, Councillor Kevin Breen (*Ward 4*), Mayor Andy Wells, Councillor John Dinn (*Ward 5*), Councillor Shannie Duff (*At Large*)

**Standing (l - r):** Councillor Dennis O'Keefe (*At Large*), Councillor Keith Coombs (*Ward 3*), Councillor Sandy Hickman (*At Large*), Councillor Art Puddister (*Ward 1*), Councillor Frank Galgay (*Ward 2*), Councillor Paul Sears (*At Large*)

## Chief Commissioner and Directors



**Back (l - r):** Robert Bishop - Director, Finance and City Treasurer; Paul Mackey - Director, Public Works and Parks; Kevin Breen - Director, Human Resources

**Middle (l - r):** Elizabeth Lawrence - Director, Economic Development, Tourism & Culture; Neil Martin - Associate Commissioner / Director of Corporate Services & City Clerk; Michael Dwyer - Director, Regional Fire Services; David Blackmore - Director, Building and Property Management; Cliff Johnson - Director of Planning

**Front (l - r):** Ron Penney - Chief Commissioner and City Solicitor; Art Cheeseman - Associate Commissioner / Director, Engineering; and Jill Brewer - Director, Recreation

**Contacting City Hall**

**Mayor and Members of Council (2004)**

- Mayor Andy Wells ..... Tel: 576-8477  
Fax: 576-8250
  
- Deputy Mayor Gerry Colbert ..... Tel: 576-7689  
Fax: 576-8474
  
- Councillor Art Puddister (Ward 1) ..... Tel: 576-2332  
Fax: 576-8474
  
- Councillor Frank Galgay (Ward 2) ..... Tel: 576-8577  
Fax: 576-8474
  
- Councillor Keith Coombs (Ward 3) ..... Tel: 576-8643  
Fax: 576-8474
  
- Councillor Kevin Breen (Ward 4) ..... Tel: 576-2383  
Fax: 576-8474
  
- Councillor John Dinn (Ward 5) ..... Tel: 576-8584  
Fax: 576-8474
  
- Councillor Shannie Duff (At Large) ..... Tel: 576-8583  
Fax: 576-8474
  
- Councillor Sandy Hickman (At Large) ... Tel: 576-8045  
Fax: 576-8474
  
- Councillor Dennis O'Keefe (At Large) ... Tel: 576-8567  
Fax: 576-8474
  
- Councillor Paul Sears (At Large) ..... Tel: 576-8219  
Fax: 576-8474



**Mailing Address:**

City of St. John's  
P.O. Box 908  
St. John's, NL Canada  
A1C 5M2

**Web Site:**

[www.stjohns.ca](http://www.stjohns.ca)

**Frequently Called Numbers**

- ACCESS St. John's (General Inquiries / Service Requests): ..... 754-CITY (2489)
- City Hall (9:00 am - 4:30 pm): ..... 576-8600
- After Hours / Emergency: ..... 754-CITY (2489)
- Downtown Snow Removal: ..... 576-SNOW (7669)
- Tourist Information: ..... 576-8106

