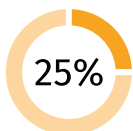


# Value for Tax Dollar

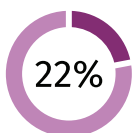
## Distribution of Taxes for City Services

Please note that percentages have been rounded.



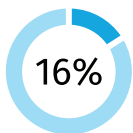
### Environmental Services | \$91,154,322

Ensures clean drinking water, reliable sewer systems, and responsible waste collection and diversion across the city.



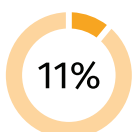
### Transportation Services | \$81,729,353

Funds public transit, snow clearing, and the upkeep of roads, sidewalks, traffic signals, and crosswalks to keep people moving safely.



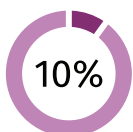
### Capital Projects | \$58,005,204

Investments into major upgrades to roads, facilities, water and sewer infrastructure and long-term capital improvements.



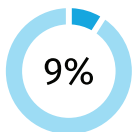
### Administration & Support Services | \$39,626,396

Includes support services and tools needed to operate the City, such as the Access Centre, occupational health and safety, human resources, information technology and more.



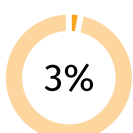
### Protective Services | \$36,575,939

Supports services that keep residents, animals and property safe, such as the St. John's Regional Fire Department, Inspection Services, Parking Enforcement, and Animal Care and Adoption.



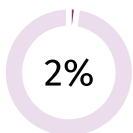
### Parks, Recreation & Culture | \$32,077,018

Includes maintenance for parks, trails, and recreation centres and the delivery of programs and cultural activities that support community well-being.



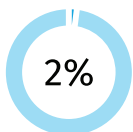
### Planning, Development & Engineering | \$9,424,447

Supports city planning, land development services, and engineering for municipal construction and facilities, ensuring neighbourhoods, infrastructure, and public spaces grow safely, sustainably, and in line with community needs.



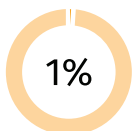
### Housing | \$7,349,375

Operating costs for 476 residential non-profit rental units and supports for affordable housing initiatives.



### Other Fiscal | \$6,366,985

Includes necessary financial obligations and real estate related expenses not captured in other categories.



### Tourism, Events & Economic Development | \$3,685,752

Supports events, tourism promotion, and business development that strengthen the local economy and attract visitors.



### Total | \$365,997,790